

OLYMPUS[®]



EXERA

EVIS EXERA PLEURAVIDEOSCOPE
OLYMPUS **LTF** TYPE **160**

*medical thoracoscopy under
local anesthesia is
now easier than ever*



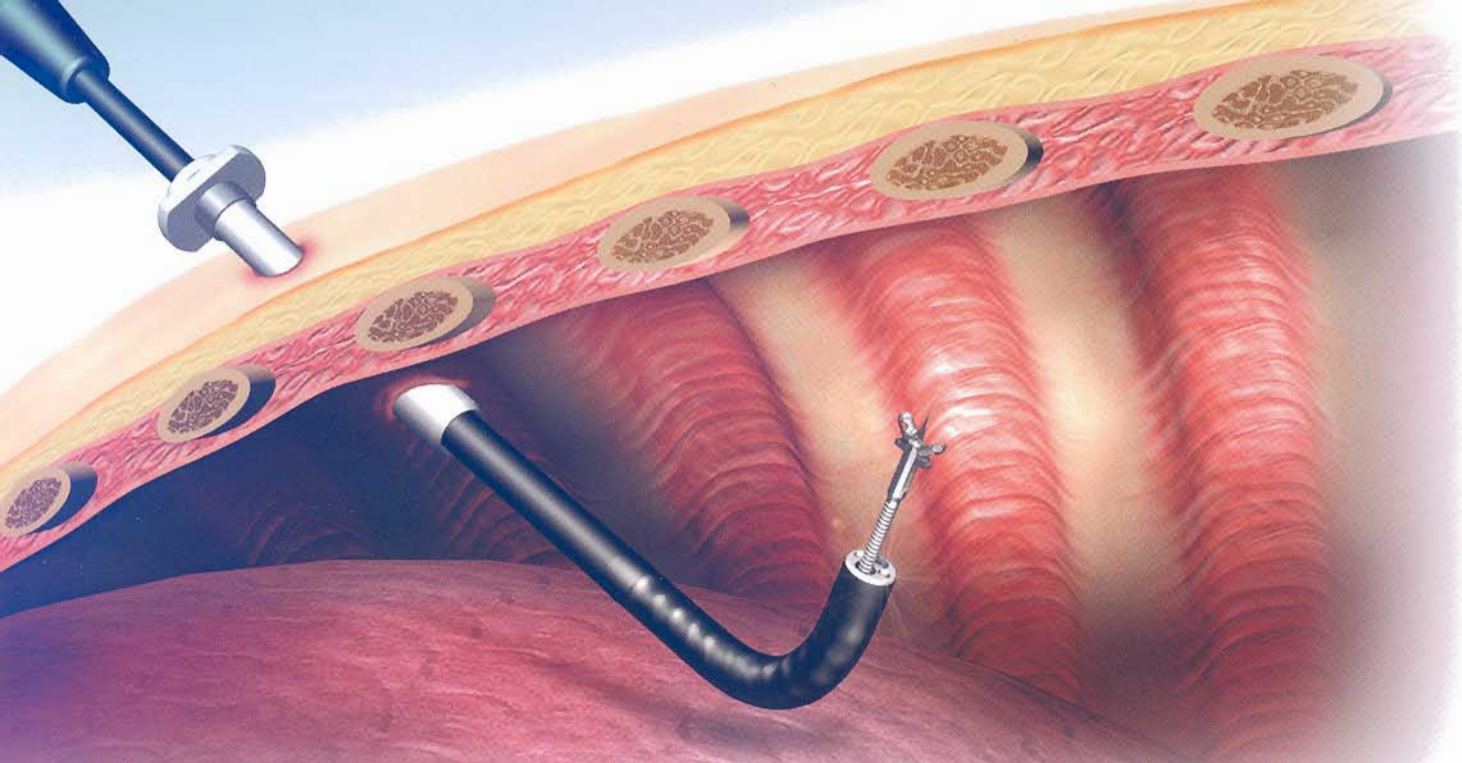
Autoclavable

Biopsy-capable

Bendable-tip

Slim





With its slim design and wide channel, the autoclavable LTF-160 from Olympus is today's choice for medical thoracoscopy

With the incidence of respiratory disease on the rise worldwide, thoroscopes are becoming an indispensable part of every physician's toolkit. The Olympus LTF-160 has been specially designed to simplify and streamline medical thoracoscopy under local anesthesia with a slim, flexible design that allows you to quickly perform procedures. Unlike rigid scopes, the LTF-160 requires only a single puncture. And unlike fiber-scopes, the LTF-160 makes it easy for you to keep your orientation inside the pleural cavity. This handy scope is also autoclavable so you'll be able to perform percutaneous procedures with confidence.

Outstanding image quality

With the LTF-160, you'll always benefit from Olympus's signature sharpness and clarity when viewing the inside of the pleural cavity. Images are picked up by a high-resolution CCD in the scope tip so they can be displayed on your monitor in a big easy-to-view screen that's larger than the round screen used with rigid scope images.



Tuberculous pleurisy



Malignant lymphoma

EVIS EXERA 160 Series and downward compatibility


While the LTF-160 has been especially designed to capitalize on the advanced capabilities of the EVIS EXERA 160 Series system, you can still use this scope with the EVIS EXERA 145 Series, as well as with the earlier EVIS 100 and 140 Series. When connected to the EVIS EXERA 160 Series CV-160 processor, the CV-160's scope ID function stores individual scope information and displays it on the monitor.



EVIS160 SYSTEM

Versatile insertion tube design

To facilitate intercostal insertion under local anesthesia, the insertion tube of the LTF-160 measures only 7 mm in diameter, yet that slim design still offers a powerful range of capabilities including 160° upward/130° downward two-way angulation capability and a 2.8-mm diameter channel. This makes it possible to perform a sequence of procedures with a single scope — including observing and biopsying the parietal pleura. And a single puncture in the patient's chest is all you'll need to perform all these procedures.

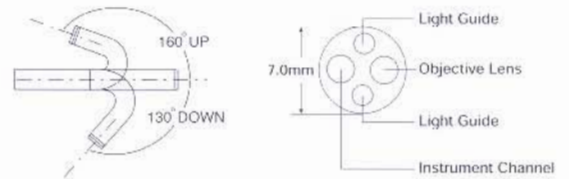


EVIS EXERA PLEURAVIDEOSCOPE OLYMPUS **LTF** TYPE 160



Specifications

Model	LTF-160
Distal End Outer Diameter	7.0mm
Insertion Tube Outer Diameter	7.0mm
Field of View	120°
Depth of Field	3-100mm
Angulation Range	UP160° / DOWN130°
Working Length	270mm
Total Length	520mm
Channel Inner Diameter	2.8mm
High Frequency Compatibility	YES
Laser Compatibility	YAG, 810 nm diode



Control section with superb maneuverability

The control section of the LTF-160 features the same innovative design as the EVIS EXERA BF-160 Series bronchovideoscopes. Fitting snugly in the palm of your hand, the ergonomic control section offers you the kind of scope operability that has made our BF-160 Series scopes so popular. The control section also features four remote switches to let you operate connected ancillary equipment without taking your hand off the control.



Long universal cord

To maintain the necessary clean area perimeter, the LTF-160 is provided with a long 2.3-meter universal cord for connection to the processor.

Compatible with electro-surgical and laser treatments

The LTF-160 can be used in conjunction with various electro-surgical or laser procedures.

AUTOCLAVABLE

Autoclavable design

For easy, quick, and cost-effective sterilization, the LTF-160 is autoclavable. To protect electrical connections, a dedicated waterproof cap is provided. Since this technique involves inserting the scope percutaneously, autoclavability ensures maximum reliability.



Standard Accessories



MAJ-1058 Flexible Trocar (8-mm inner diameter)

Designed for use with the LTF-160, the MAJ-1058 is made of advanced materials that provide just the right combination of flexibility and stiffness. The LTF-160's insertion tube slides in the trocar's lumen so smoothly that it even reduces stimulation to the intercostals. The MAJ-1058 also protects the bending section of the scope. A sterile, disposable design adds convenience.



FB-55CR-1 Dedicated Biopsy Forceps

The V-toothed alligator jaws of the FB-55CR-1 allow collection of a large tissue specimen. A needle between the jaws prevents the forceps from slipping from the target site while the exclusive SwingJaw mechanism facilitates accurate targeting. As a result, the FB-55CR-1 is ideal for accessing a biopsy target from an oblique direction.

Optional Accessories

Olympus's versatile lineup of Endo-Therapy accessories offer a wide variety of choices to meet your requirements.



PW-6C-1 Spray Catheter

Used when spraying dye or other solution inside the pleural cavity. The solution is turned into very fine droplets.



CD-6C-1 Electrosurgical Coagulator

Offers outstanding hemostatic performance.

Specifications, design and accessories are subject to change without any notice or obligation on the part of the manufacturer.

OLYMPUS[®]

OLYMPUS OPTICAL CO., LTD.
2951 Ishikawa-cho, Hachioji-shi, Tokyo 192-8507, Japan
OLYMPUS WINTER & IBE GMBH
Kuehnstrasse 61, 22045 Hamburg, Germany
OLYMPUS OPTICAL CO. (EUROPA) GMBH.
Postfach 10 49 08, 20034 Hamburg / Wendenstrasse 14-18, 20097 Hamburg, Germany
OLYMPUS AMERICA INC.
2 Corporate Center Drive, Melville, N.Y. 11747-3157, U.S.A.
OLYMPUS LATIN AMERICA, INC.
6100 Blue Lagoon Drive, Suite 390 Miami, Florida 33126-2087, U.S.A.
OLYMPUS KEYMED
Keymed House, Stock Road, Southend-on-Sea, Essex SS2 5QH, England

OLYMPUS SINGAPORE PTE LTD.
491B River Valley Road #12-01/04, Valley Point Office Tower, Singapore 248373
OLYMPUS HONG KONG AND CHINA LIMITED.
Room 1520-1527, Ocean Centre, 5 Canton Road, Tsimshatsui, Kowloon, Hong Kong
OLYMPUS BEIJING REPRESENTATIVE OFFICE
Room 1401, East Tower, Gong Yuan No6 Royal Palace, No6 Gong Yuan Xijie, JiaoGuoMenNei, DongCheng District, Beijing, 100005, China
OLYMPUS MOSCOW LIMITED LIABILITY COMPANY
117071, Moscow, Malaya Kaluzhskaya 19, bld. 1, fl.2, Russia
OLYMPUS AUSTRALIA PTY. LTD.
31 Gilly Road, Mount Waverley, VIC., 3149, Australia